

Flotronic Pump Performance Curve Overview

Flow rates up to 200 UKGPM (908 l/min) are available. We offer three sizes of pump for every size of pipe: Options 1, 2 and 3.

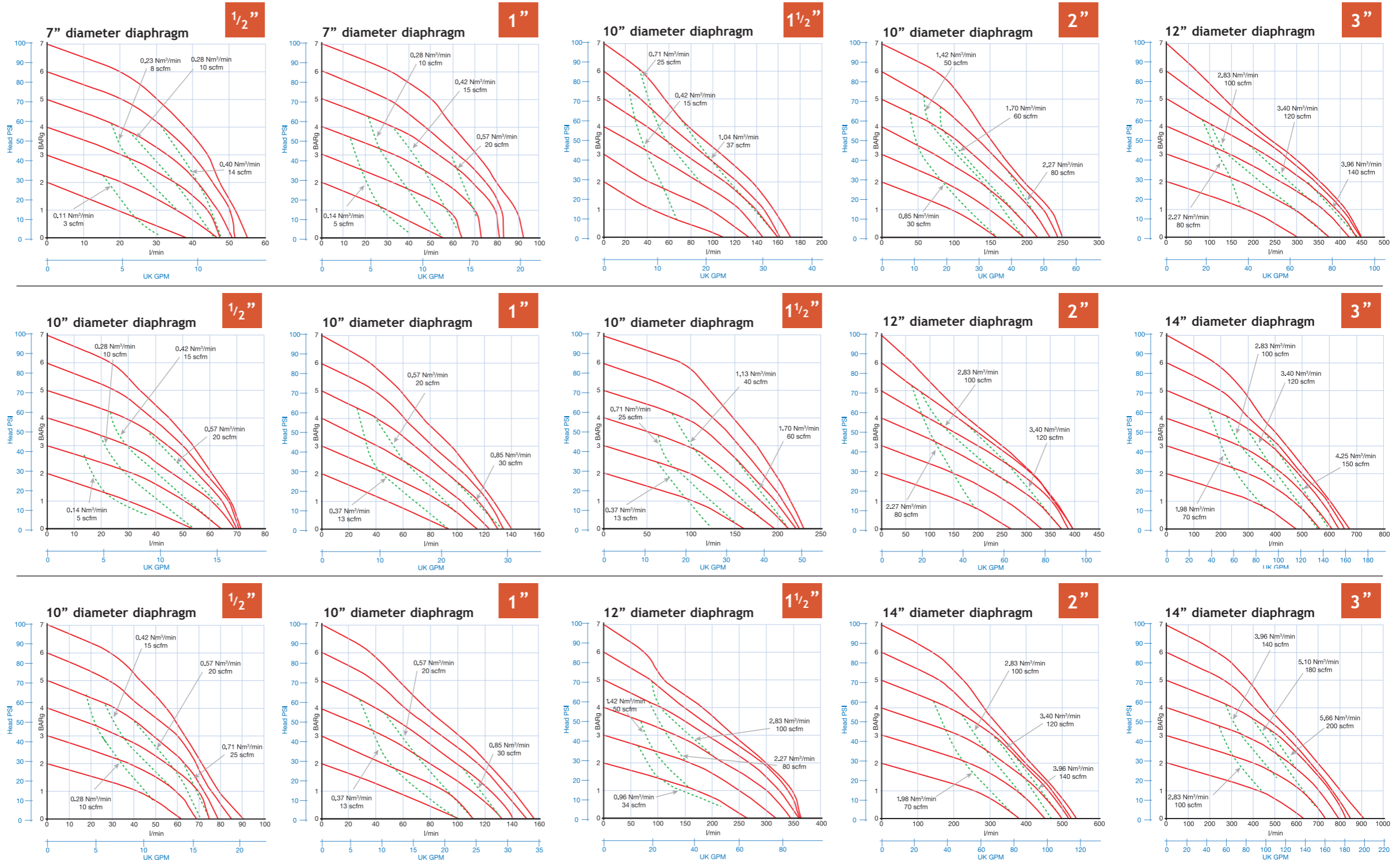
All materials of pumps are available in all sizes of pipe from 1/2" to 3" (see pump selection guide on back page). This allows a 'perfect' pump selection rather than a 'nearest equivalent' and gives you the best possible opportunity to keep pump size and price to a minimum. 3/4", 1 1/4" and 2 1/2" size pumps available upon request.

All pumps are self priming (up to 3.6m/12ft dry and 8m/26ft wet). Diaphragm pumps operate on a 1:1 ratio basis. The air pressure supplied will equal the maximum discharge pressure from the pump. Work out your total 'head' and available air (or nitrogen) supply pressure to see maximum pump performance from the graphs shown here.

Pump option 1

Pump option 2

Pump option 3

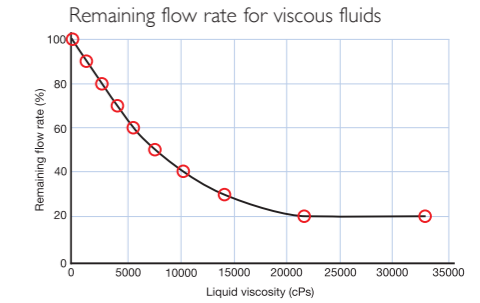
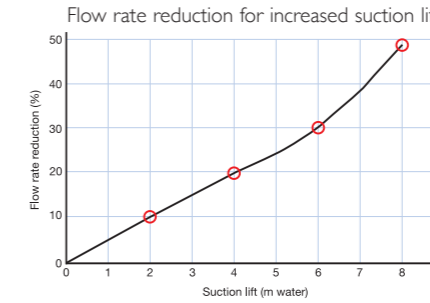


All information relating to pump performance is the result of extensive testing. Flow performance will be reduced with pump upgrades* A and B. Please consult Flotronic for relevant performance figures.

If air consumption is critical please consult with Flotronic Pumps before ordering.

Example:

With a suction lift of 2m the pumping capacity is reduced by approximately 10%. Remember to consider friction losses as part of the flow rate calculation.



Choose your pump style and material overleaf.